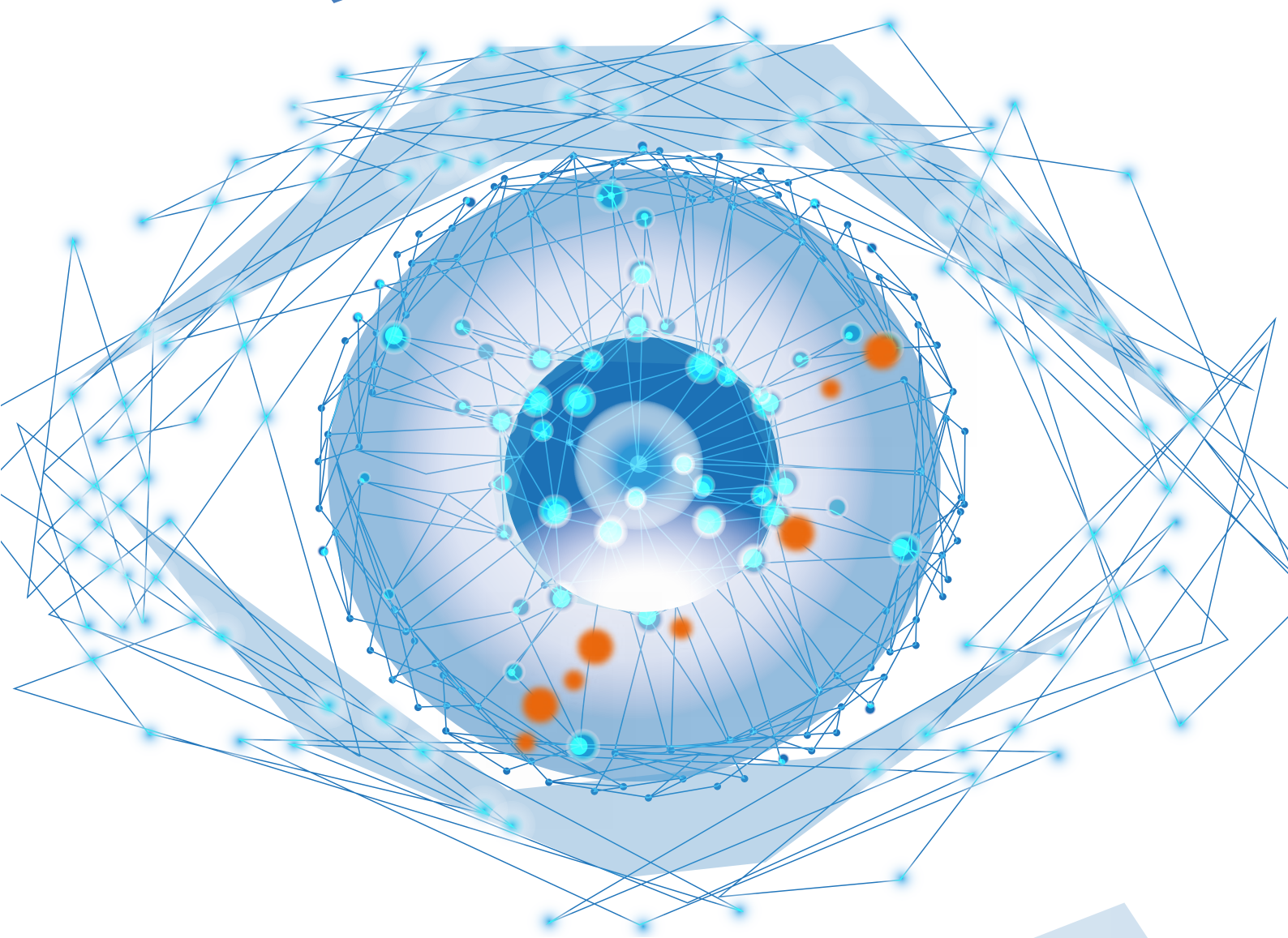
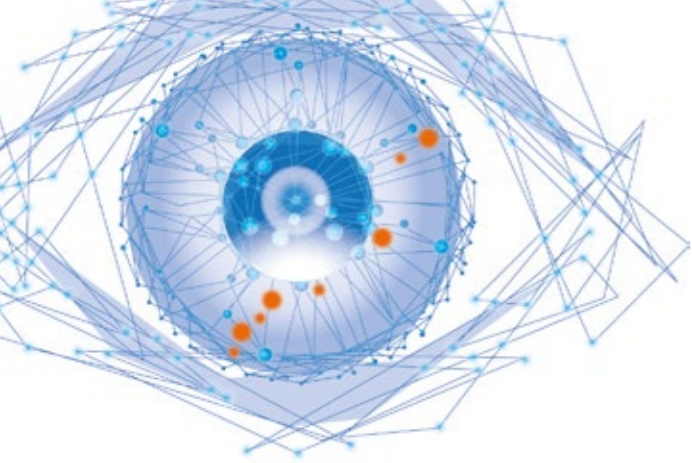


oph^tAI

Artificial Intelligence
for eye disease screening



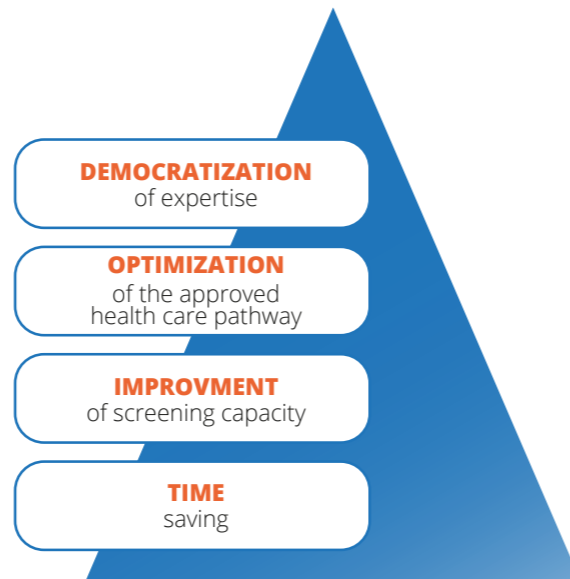


ophAI

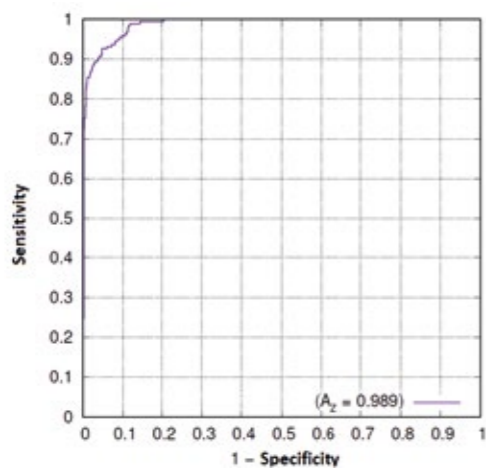
Artificial Intelligence
for eye disease screening

AN AUTOMATED HELP FOR SCREENING DIABETIC RETINOPATHY

- **Medical device (DM CE classed IIa)**
- Compatible with most retinographs: fixed or handheld, DICOM or not
- Image quality assessment
- Detection of diabetic retinopathy
- Suggested course of action
- Lesion mapping superimposed on retina photo:
 - Aneurysms
 - Haemorrhages
 - Cotton-wool nodules
 - Exudates
 - Neovessels



ophAI DR for Diabetic Retinopathy



Response Time < 3s

Sensitivity 99%

Spécificity 87%

Sensitivity: proportion of correct results in patients with Diabetic Retinopathy

Specificity: proportion of correct results in patients without Diabetic Retinopathy

OTHER RELATED PATHOLOGIES

- Glaucoma
 - AMD
- CE and DM Marking in progress (available in 2020)

Coming: 41 other pathological signs

INTERNATIONAL SPREADING FOR A GLOBAL SOLUTION

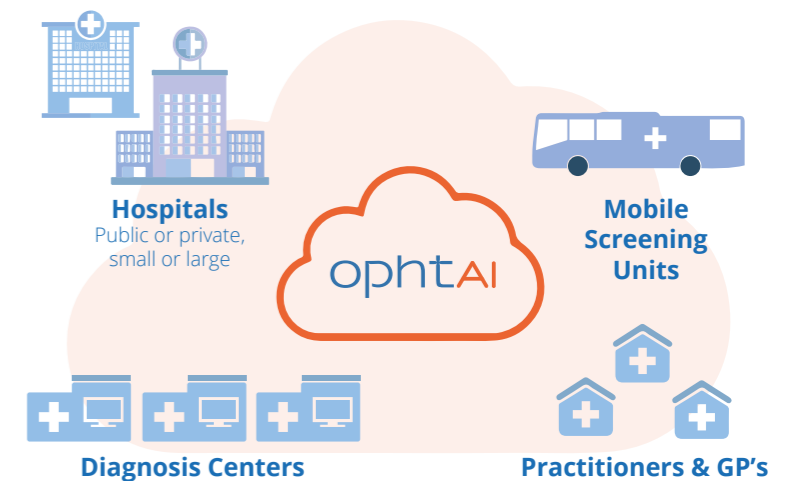
Privileged partnership with Microsoft AZURE
Certified HDS (Health Data Hosting)



INTEGRATED ON-DEMAND SERVICES IN ALL BUSINESS SOFTWARES

Use case / targets

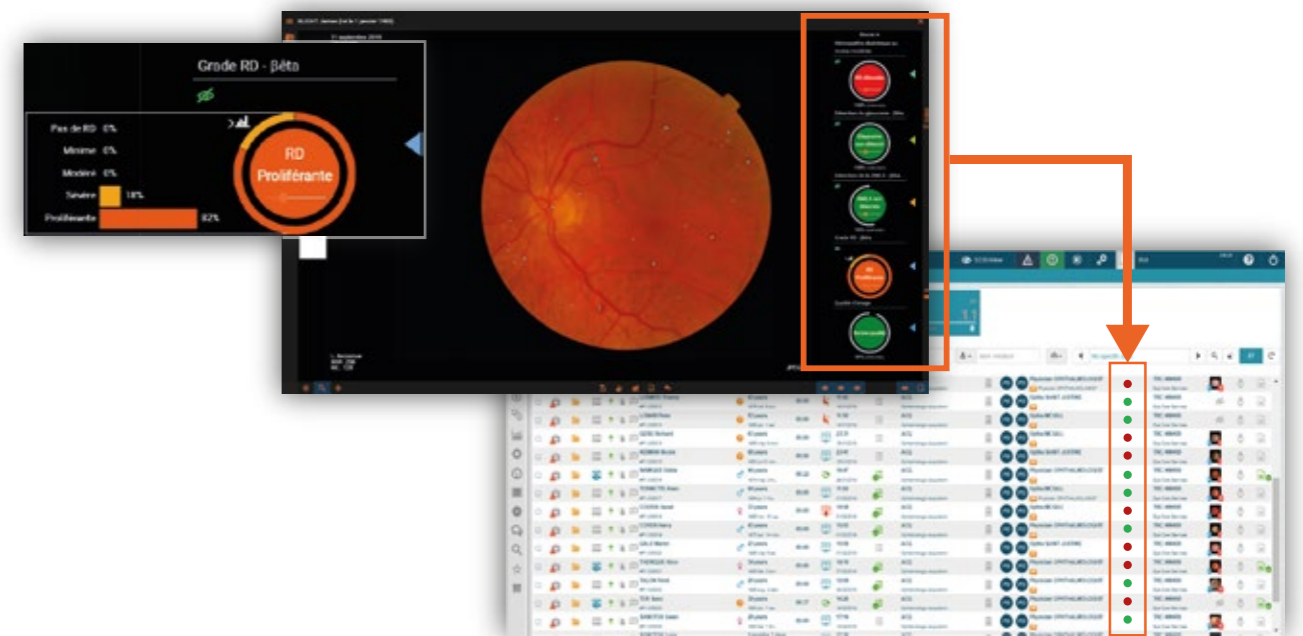
- Screening network
- Reading centers
- Multi-sites (ophthalmologists/ orthoptists)
- Ophthalmological clinics
- Hospitals
- ...




evolucare ophcare

OFFER ALREADY AVAILABLE ON EVOLUCARE SCREENING PLATFORM

First tele-screening platform in France



- Available everywhere (Full Web) / national platform – offline mode possible
- Workflow organization between orthoptists and ophthalmologists
- Interoperable with other information system
- From the appointment scheduling and to the electronic treatment form invoicing
- Sending of reports via secure messaging
- Tracking history
- Other possible cooperation procedures (MURAINÉ)
- Data security through an HDS platform



ophtAI

A joint venture born from two experts



Specialist in image processing for ophthalmology

Artificial Intelligence

25 years of experience

A few references:

- Alcon
- Allergan
- Novartis
- Pfizer



Leader of health information system

Electronic medical record
Healthcare organization

30 years of experience (publisher of the tele-ophthalmology platform **Ophcare** since 2004)

A few numbers:

- 300 employees
- 4 500 customer sites
- +160 000 patients followed-up daily

A collaborative research project realized with



Evolucare Imaging is a class I medical device published by ETMI (504764545640000036) belonging to the Evolucare Technologies group. EC.
Organization of certification : GMED. Please read the user manual of the device carefully before use.

Evolucare uView is a class IIa medical device published by ETMI (504764545640000036) belonging to the Evolucare Technologies group. EC 0459.
Organization of certification : GMED. Please read the user manual of the device carefully before use.

www.ophtai.com

contact@ophtai.com

+33(0)3 22 50 37 90